


# 21 Felt Fabric Projects For Homemade Holidays

The holiday season is a time for spreading joy and creating special memories with loved ones. What better way to make it even more memorable than by indulging in some fun and creative DIY projects? Felt fabric crafts are not only easy to work with but also offer endless possibilities for personalized holiday decorations and gifts.

Whether you're new to crafting or a seasoned DIY enthusiast, we've gathered 21 felt fabric projects that will inspire you to embark on a homemade holiday journey. From tree ornaments to personalized stockings, these projects add a heartfelt touch to the festive season. So, grab your supplies and get ready to unleash your creativity!

## 1. Cute Felt Animal Ornaments

Add some whimsy to your Christmas tree with these adorable felt animal ornaments. Make tiny reindeers, snowmen, penguins, and more using various colors of felt fabric. Hang them with pretty ribbons and watch your tree come to life with these delightful companions.



## American Homestead Christmas: 21 Felt & Fabric Projects for Homemade Holidays

by Ellen Murphy (Kindle Edition)

★★★★☆ 4.7 out of 5

Language : English

File size : 31759 KB

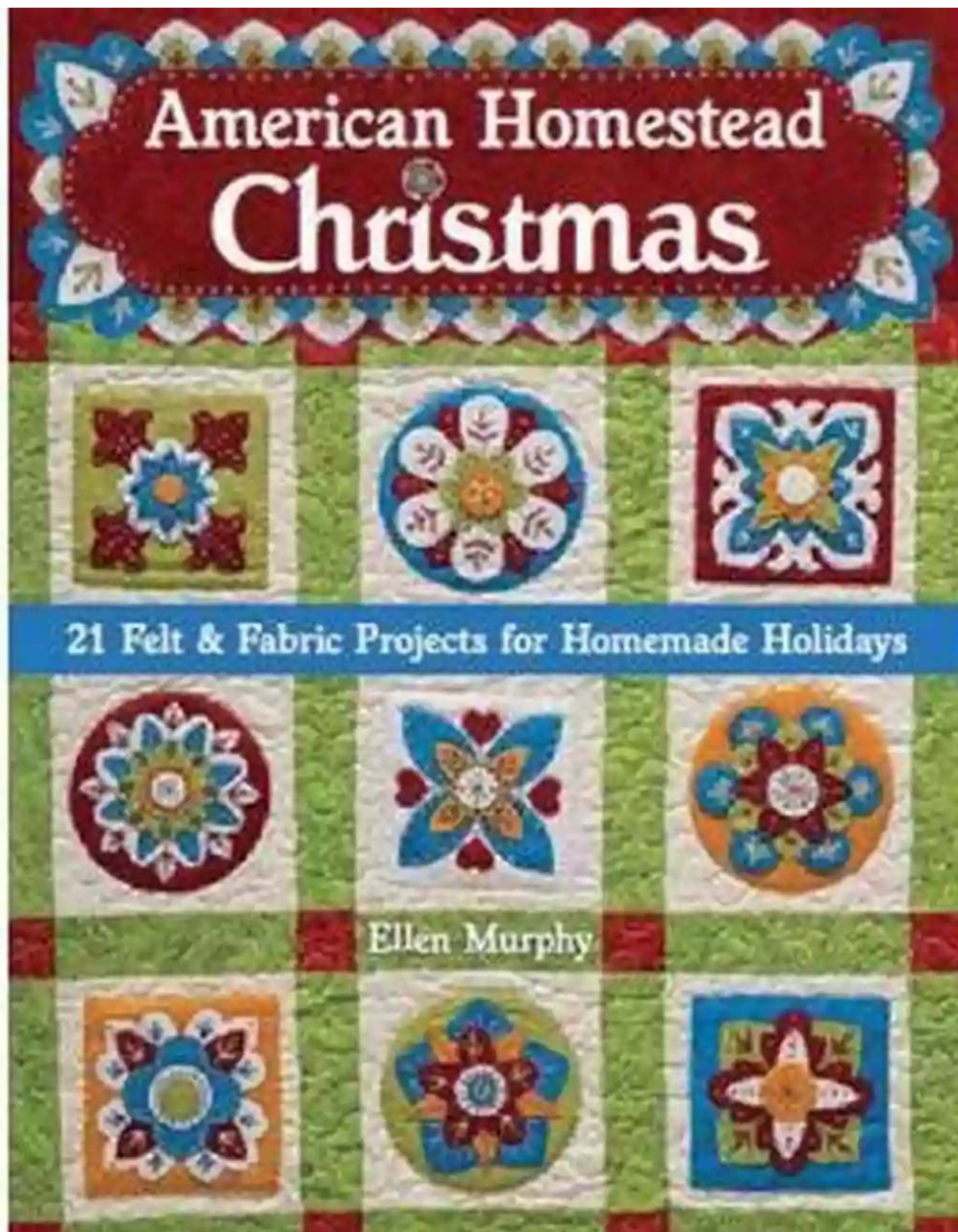
Text-to-Speech : Enabled

Screen Reader : Supported

Enhanced typesetting : Enabled

Print length : 221 pages  
Lending : Enabled

**FREE** DOWNLOAD E-BOOK 



## 2. Handmade Felt Advent Calendar

Count down the days until Christmas with a handmade advent calendar. Create small pockets out of felt fabric and embellish them with numbers or festive designs. Each day, hide a small surprise, treat, or message in the pockets for your loved ones to discover.

### **3. Festive Felt Garland**

Add a pop of color and festive cheer to your home with a felt garland. Cut out various shapes like snowflakes, stars, hearts, or Christmas trees from different colored felt fabric. String them together onto a ribbon or twine, and hang the garland across your mantelpiece or staircase.

### **4. Personalized Felt Stockings**

Make each family member feel special with personalized felt stockings. Cut out stocking shapes from felt fabric and decorate them with the individual's name or initials. Add embellishments like buttons, sequins, or pom-poms for extra flair. Hang them on your fireplace or stair banister.

### **5. Felt Christmas Tree Advent Calendar**

If you're looking for a unique twist on the traditional advent calendar, try making a felt Christmas tree version. Cut out a large Christmas tree shape from green felt fabric, attach it to a wall or canvas, and create small pockets along the tree branches. Fill the pockets with surprises for each day leading up to Christmas.

### **6. Cute Felt Reindeer Gift Toppers**

Add an adorable touch to your gift wrapping with felt reindeer gift toppers. Cut out reindeer heads and antlers from brown and beige felt fabric, and glue them onto wooden or paper gift tags. Attach the tags to your wrapped presents, and watch the smiles appear as your loved ones receive their gifts.

## **7. Felt Snowman Wreath**

Welcome your guests with a whimsical snowman wreath crafted from felt fabric. Cut out circles in various sizes using white and colored felt fabric. Stack the circles to form the snowman's body and add a felt carrot nose, black felt eyes, and a fabric scarf. Hang it on your front door to spread holiday cheer.

## **8. Felt Nativity Scene**

Bring the true essence of Christmas into your home with a felt nativity scene. Cut out the figures of Mary, Joseph, baby Jesus, the Three Wise Men, and other characters from felt fabric. Assemble them on a felt background and create a beautiful scene to display on a shelf or table during the holiday season.

## **9. DIY Felt Snow Globe Ornaments**

Give your tree a magical touch with these DIY felt snow globe ornaments. Cut out two identical shapes, such as a snowflake or Christmas tree, from felt fabric. Sew them together, leaving a small opening, and stuff with a bit of cotton or fiberfill. Add a sprinkle of glitter inside and close the opening. Attach a string and hang them on your tree.

## **10. Adorable Felt Gingerbread House**

Create a charming gingerbread house out of felt fabric that will last for years to come. Cut out the house shape and the relevant decorations from felt fabric, like gumdrops, candy canes, and frosting details. Glue them onto the house shape and add a string to hang this adorable decoration on your tree.

## **11. Felt Christmas Coasters**

Protect your surfaces with festive felt Christmas coasters. Cut out coaster-sized circles from colored felt fabric and add decorative elements like snowflakes or

reindeer. Sew or glue two circles together, leaving a small opening to fill them with a bit of cotton or fiberfill. Close the opening and enjoy your personalized coasters.

## **12. Felt Holly Leaf Placemats**

Add a touch of elegance to your holiday table with felt holly leaf placemats. Cut out holly leaf shapes from green felt fabric and attach them to a rectangular or round felt base. Sew or glue the leaves securely and impress your guests with these festive placemats.

## **13. Felt Wine Glass Charms**

Make your holiday get-togethers even more special with personalized felt wine glass charms. Cut out small shapes like stars, trees, or initials from felt fabric and attach them to small rings. Place them around the stems of your wine glasses, ensuring everyone can easily identify their drink.

## **14. Felt Hot Cocoa Mug Cozies**

Cuddle up with a hot cocoa mug wrapped in a cozy felt fabric sleeve. Measure and cut out a shape that fits snugly around your mug, leaving space for the handle. Add decorative elements like snowflakes or a felt marshmallow to complete the charming look.

## **15. Felt Santa Hat Silverware Holders**

Dress up your holiday table with felt Santa hat silverware holders. Cut out the shape of a Santa hat from red and white felt fabric and sew the edges together. Fill the hat with cutlery and place them on each plate, creating a festive atmosphere during mealtime.

## **16. Felt Holiday Hair Accessories**

Add some holiday cheer to your hairstyle with felt holiday hair accessories. Create pinecone hair clips, felt flower crowns, or reindeer headbands using felt fabric and a little imagination. These accessories are perfect for parties or to add a festive touch to your everyday look.

## **17. Felt Snowflake Pillows**

Bring a touch of winter wonderland inside with felt snowflake pillows. Cut out snowflake shapes from white or silver felt fabric, sew them onto a pillowcase, and fill it with soft stuffing. Place these pillows on your couch or bed for a cozy and charming holiday decor element.

## **18. Felt Candy Cane Decorations**

Add a traditional touch to your home with felt candy cane decorations. Cut out cane shapes from red and white felt fabric, sew or glue the edges together, and attach a string to hang them on your tree or around the house. These felt candy canes are simple yet delightful decorations.

## **19. Felt Mistletoe Decor**

Hang some felt mistletoe in your home to set the stage for holiday romance. Cut out mistletoe leaves from green felt fabric and attach them to a circular base. Add felt berries and tie a ribbon to hang this traditional decoration in a doorway or above a doorway arch.

## **20. Felt Penguin Pillows**


Create adorable penguin-shaped pillows using felt fabric. Cut out the shape of a penguin from black and white felt fabric, sew the edges together, and stuff the pillow with soft filling. These cute pillows can be displayed on a couch, bed, or even gifted to little ones.



## 21. Felt Elf Shoe Treat Bags

Wrap your homemade treats in cute felt elf shoe treat bags. Cut out the shape of an elf shoe from red and green felt fabric, sew the edges together, and attach a string or ribbon to close the bag. Fill the bags with sweets or small gifts to surprise your loved ones.

These 21 felt fabric projects are just the beginning of your holiday crafting adventure. Let your imagination run wild, mix and match colors and patterns, and create unique decorations and gifts to celebrate the joyous season. Whether you're cozying up at home or sharing the DIY spirit with family and friends, these homemade felt fabric projects will surely spread the holiday magic.



### American Homestead Christmas: 21 Felt & Fabric Projects for Homemade Holidays

by Ellen Murphy (Kindle Edition)

★★★★☆ 4.7 out of 5

Language : English  
File size : 31759 KB  
Text-to-Speech : Enabled  
Screen Reader : Supported  
Enhanced typesetting : Enabled  
Print length : 221 pages  
Lending : Enabled



Simple to stitch, perfect for gifts: Make your Christmas crafty with handmade ornaments, stockings, tree skirts, and more!

American Homestead is back again—this time with charming small projects you can sew anytime, anywhere. Ellen Murphy shares twenty-one embroidered felt


and quilted designs for the holidays in her signature folk-art style.

These classic patterns can also be stitched up in alternate colors to be suitable all year round. Festive projects, from all-new felt ornaments to cheerful stockings, make beautiful tree trimmings and treasured gifts for family and friends.



## Discover the Success Story of Robert Smallwood - The Online Business Guru

Have you ever wondered how some individuals achieve massive success in the world of online business? One such person is Robert Smallwood, an entrepreneur who has...



## Superheavy Making And Breaking The Periodic Table


Throughout history, mankind has always been fascinated by the pursuit of knowledge and discovery. One area that has captivated the minds of scientists and researchers for...



## Adaptable Tactics For The Modern Game


The modern game of football is characterized by its dynamic and fast-paced nature. In order to succeed in this highly competitive environment, it is essential for...






## Discover the Joy of Learning Quilting Skills and Techniques Through Engaging Projects

Are you ready to embark on a creative journey that combines art, passion, and functionality? Quilting, an age-old craft that has been passed down through...




## The Olympic Dream: Matt Christopher's Incredible Journey

Are you ready for an inspiring story that will leave you on the edge of your seat? Brace yourself as we take you on an extraordinary journey through the life of...



## German Army And Waffen SS: The Last Battles In The West 1945 Tankcraft 13

As history buffs and military enthusiasts, it is impossible not to be fascinated by the German Army and Waffen SS during the final battles in the...



## Through Fields, Forests, And Mountains: Exploring the Magnificent Landscapes of Hungary and Romania

Picture yourself embarking on an awe-inspiring journey, surrounded by lush green meadows, dense forests, and majestic mountains. Hungary and Romania, two countries located in...



## The Colonization Of Mars: A Most Mysterious Journey

Ever since the dawn of human civilization, the idea of exploring and colonizing other planets has captivated our imagination. While our collective fascination rests heavily...