

The Southern Bell Tissue Doll Plastic Canvas Pattern: A Nostalgic Craft Project That Will Delight You


Do you remember the days when crafts were all the rage? When people would spend hours creating beautiful masterpieces with their own two hands? If you have fond memories of those times, then the Southern Bell Tissue Doll Plastic Canvas Pattern is a project that will instantly transport you back to those wonderful days. This delightful craft project allows you to create a charming Southern belle doll using plastic canvas and tissue paper. Let's dive in and discover more about this nostalgic craft!

What is the Southern Bell Tissue Doll Plastic Canvas Pattern?

The Southern Bell Tissue Doll Plastic Canvas Pattern is a beautiful craft project that combines the art of plastic canvas with the elegance of a Southern belle doll. This pattern provides you with step-by-step instructions on how to create a stunning doll using plastic canvas and tissue paper. The end result is a charming and nostalgic piece of art that will bring a touch of Southern charm to any room.

Why Choose the Southern Bell Tissue Doll Plastic Canvas Pattern?

There are several reasons why the Southern Bell Tissue Doll Plastic Canvas Pattern is an excellent choice for your next crafting adventure. Firstly, it offers a unique and creative way to express your love for all things nostalgic. By following this pattern, you can create a beautiful doll that pays homage to the classic Southern belle. This project is perfect for crafters who enjoy reminiscing about simpler times.



Southern Bell Tissue Doll: Plastic Canvas Pattern

by Dancing Dolphin Patterns(Kindle Edition)

★★★★☆ 4.3 out of 5

Language : English

File size : 4899 KB

Text-to-Speech: Enabled

Screen Reader: Supported

Print length : 7 pages

Item Weight : 1.01 pounds

Dimensions : 5.55 x 0.79 x 8.5 inches



Secondly, the Southern Bell Tissue Doll Plastic Canvas Pattern is a great opportunity for you to enhance your crafting skills. Whether you're a seasoned pro or a beginner, this pattern provides clear and concise instructions that will guide you through each step of the process. You'll learn new techniques and gain confidence in your ability to create stunning works of art with plastic canvas.

How to Get Started

Before you get started on this delightful craft project, you'll need to gather a few supplies. Here's a list of the materials you'll need:

1. Plastic canvas sheets
2. Tissue paper
3. Yarn or thread in various colors
4. Scissors
5. Tapestry needle

6. Hot glue gun or craft glue

7. Optional: embellishments such as ribbons, beads, and sequins

Once you have your materials ready, you can dive into the fun part: crafting your Southern belle doll! The pattern will provide you with detailed instructions on cutting the plastic canvas, shaping the doll, and adding the tissue paper layers to create the dress. It will also guide you through the process of stitching the doll's face, hair, and other decorative elements. Before you know it, you'll have a beautiful Southern bell tissue doll ready to be showcased.


Other Creative Possibilities

While the Southern Bell Tissue Doll Plastic Canvas Pattern is a fantastic project on its own, there are also various creative possibilities for you to explore. Once you've mastered the basic technique, you can experiment with different color combinations, patterns, and embellishments. You can also create different characters and outfits, allowing your imagination to run wild.

If you're feeling adventurous, you can even create a series of tissue dolls representing various regions or historical periods. By using different fabric and color choices, you can add unique touches to each doll, making them truly one-of-a-kind pieces of art.

The Southern Bell Tissue Doll Plastic Canvas Pattern is a wonderful craft project that brings nostalgia and creativity together. By following this pattern, you can create a charming Southern belle doll that embodies the elegance of a bygone era. This project is an excellent way to tap into your love for crafting while also showcasing your creativity and imagination. So why not gather your supplies, dust off your crafting skills, and embark on this delightful journey back in time?

Let the Southern Bell Tissue Doll Plastic Canvas Pattern bring joy, nostalgia, and a touch of Southern charm to your life!



Southern Bell Tissue Doll: Plastic Canvas Pattern

by Dancing Dolphin Patterns(Kindle Edition)

★★★★☆ 4.3 out of 5

Language : English

File size : 4899 KB

Text-to-Speech: Enabled

Screen Reader: Supported

Print length : 7 pages

Item Weight : 1.01 pounds

Dimensions : 5.55 x 0.79 x 8.5 inches



Southern Bell Tissue Doll: Plastic Canvas Pattern

My name is Savannah and I live on a beautiful plantation in Georgia. I am all dressed for the spring ball my Daddy is holding in our ballroom. Ya'll come out to the garden with me to feel the warm southern breezes and smell the magnolias. This adorable Southern Bell fits over an extra roll of bathroom tissue. The doll parts used for this doll are called tissue doll parts.

Add To Cart Now

Plastic canvas is a variation of needlepoint and other canvas work crafts, such as embroidery. Because plastic canvas mesh is rigid, it is perfect for creating 3-dimensional objects such as tissue box covers, small jewelry and trinket boxes, handbags, magnets, dolls, vases, napkin holders, wind chimes and many other types of both decorative and useful items. Plastic canvas comes in different colors and with various size holes for different thicknesses of yarn. As with any

textile canvas, the hole size is called count. For example, 10-count plastic canvas mesh has 10 holes per linear inch. The most common sizes are 5, 7, 10, and 14 count. It is sold most often in sheets; pre-cut shapes are available in circles, triangles and novelty shapes such as butterflies, hearts, and stars.

Features:

- Full Color Chart/Graph
- Color Key
- Step by Step Instructions
- Original and Unique Pattern Design

Product Description:

- Use 7 Count Plastic Canvas Mesh
- Stitch with Medium or Worsted Weight Yarn
- Easy and Fun Needlepoint Craft
- Great for All Ages

We have lots of great craft and needlepoint patterns, crafting journals, template books and notebooks so be sure to check out our other listings by clicking on the "Dancing Dolphin Patterns" link just below the title of this plastic canvas pattern.

Ideas On How To Use This Pattern:


- Christmas Gift

- Wedding Gift
- Friendship Gift
- Birthday Gift
- Thank You Gift



Discover the Success Story of Robert Smallwood - The Online Business Guru

Have you ever wondered how some individuals achieve massive success in the world of online business? One such person is Robert Smallwood, an entrepreneur who has...




Superheavy Making And Breaking The Periodic Table

Throughout history, mankind has always been fascinated by the pursuit of knowledge and discovery. One area that has captivated the minds of scientists and researchers for...




Adaptable Tactics For The Modern Game

The modern game of football is characterized by its dynamic and fast-paced nature. In order to succeed in this highly competitive environment, it is essential for...




Discover the Joy of Learning Quilting Skills and Techniques Through Engaging Projects

Are you ready to embark on a creative journey that combines art, passion, and functionality? Quilting, an age-old craft that has been passed down through...




The Olympic Dream: Matt Christopher's Incredible Journey

Are you ready for an inspiring story that will leave you on the edge of your seat? Brace yourself as we take you on an extraordinary journey through the life of...



German Army And Waffen SS: The Last Battles In The West 1945 Tankcraft 13

As history buffs and military enthusiasts, it is impossible not to be fascinated by the German Army and Waffen SS during the final battles in the...



Through Fields, Forests, And Mountains: Exploring the Magnificent Landscapes of Hungary and Romania

Picture yourself embarking on an awe-inspiring journey, surrounded by lush green meadows, dense forests, and majestic mountains. Hungary and Romania, two countries located in...



The Colonization Of Mars: A Most Mysterious Journey

Ever since the dawn of human civilization, the idea of exploring and colonizing other planets has captivated our imagination. While our collective fascination rests heavily...